

PRODUCT DATA SHEET


CRI Available
80/90



360° Neon Flex
D18 Pro Series


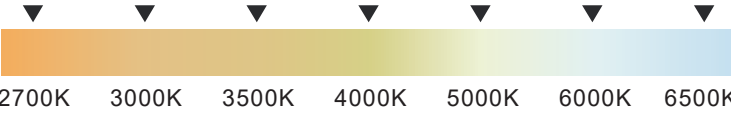


Product Features



1. ➤ High quality silicone, corrosion & acid & alkali resistance, anti-yellowing.
2. ➤ Silicone extrusion process, IP67 protection level.
3. ➤ Good flexibility, good bending, easy modeling and anti-pulling force.
4. ➤ Applied for indoor&outdoor decorative lighting and architectural outline lighting etc.

Options





	<p>RS-D18P1-24V06-2835T-160D (Single Color:2700K/3000K/4000K/6500K)</p>	 <p>2700K 3000K 3500K 4000K 5000K 6000K 6500K</p>
---	---	---

 **Diagram**

Dimension mm/inch

Part Numbe	Working Voltage	Power (W/m)	Current (A/m)	LED Qty/m	CRI	Luminous Efficiency	Lumen/m	Min. Cutting
RS-D18P1-24V06-2835T-160D (Single Color:2700K/3000K/4000K/6500K)	24V	16W/m	0.656A/m	160	80+	115 lm/W	1840 lm/m	Every 50mm (8LEDs)

Regular Installation Accessory

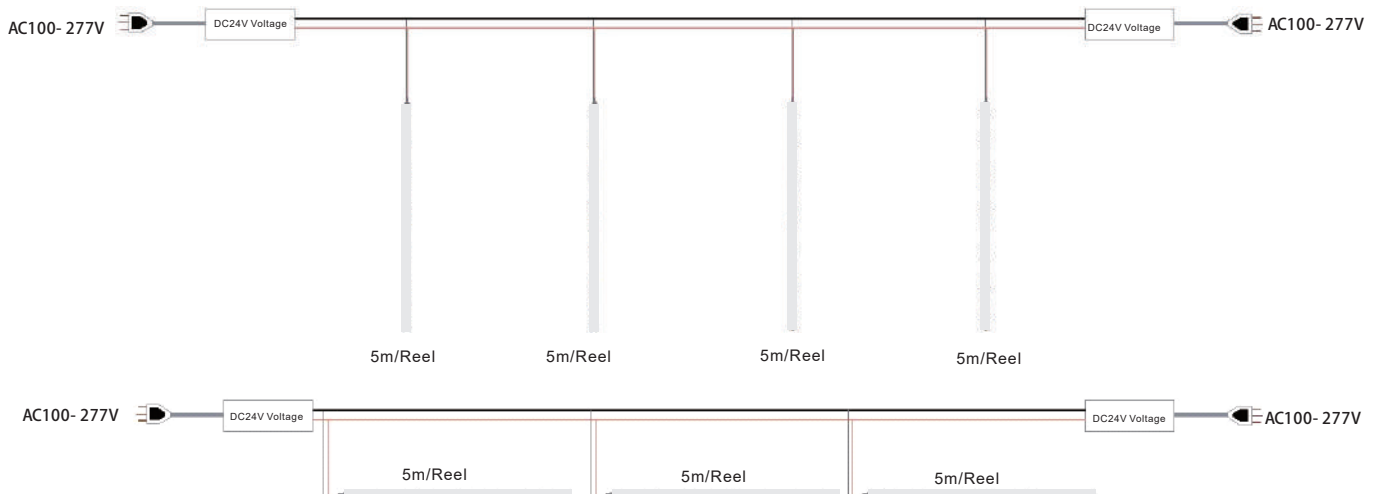
			
Silicone end cap with wire outlet	Silicone end cap without wire outlet	PC Clip	PC Groove D18

Packaging

5m reel+Anti-electrostatic bag+Carton packaging



Wiring Diagram Application




Attention

1. When installing the strip, please note that not all directions can be bent, the curved shape, size and direction, please follow the illustration below to avoid damage to the strip.
2. This product uses low voltage DC power supply, must use AC-DC switch, Use the power supply after voltage conversion! It is strictly forbidden to directly connect the LED light bar with AC 110V or AC 220V AC mains voltage connection, other wise it will damage strip, and may cause a safety accident!

Angle



The light emitting side is facing upwards, the Strip is folded in half (As shown) The minimum radius is 50mm, The minimum Angle is 45 .



5m/Reel, The minimum bending diameter is 100mm.

During installation and use, there is a possibility of soiling the light strip. You can use a cotton cloth, dip it in clean water or sprinkle it, and gently wipe the dirty location to clean it.

Safety & Disclosures

1. Do not install the led strip in environment where excessive heat may occur.
2. Do not extend beyond the recommended maximum run length.
3. Only use copper wiring. Use wires rated for at least 176°F(80°C) and certified for use with external connection of electrical equipment.
4. Excessive handling, bending, and pressure may damage the product, voiding the warranty.
5. Improper wire selection and installation could overheat wires, and cause fire.
6. Do not connect directly to high voltage or AC power.
7. Installation must be in accordance with local and national electrical code regulations.
8. To ensure safety and correct installation, our strips are intended to be installed by a qualified, licensed electrician