

YCL6 CC SERIES



Input: 100-240VAC 50/60Hz; 200-240VAC 50Hz
Output Current: depend on requirement
Rated Power: 6W max

Features:

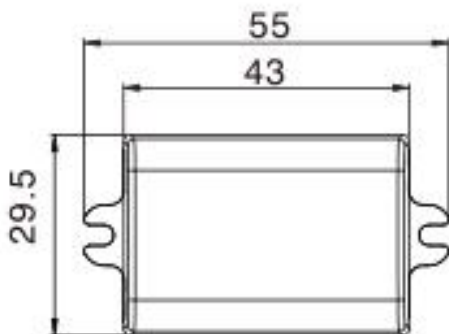
- Universal Input:
100-240V AC 50/60Hz; 200-240VAC 50Hz
- RoHS Compliance
- EMI Standard EN55015:2019+A11
- Safety Standard: EN61347-1:2015, EN61347-2-13:2014+A1:2017, UL8750
- Inrush current < 65A AC230V/50Hz
- High efficiency & low power consumption
- Short Circuit, Over Current and Over Voltage Protection
- Over temperature protection
- 100% full load burn-in test

Application:

LED lights bring
LED indoor lighting
LED decorative lighting
LED building lighting



■ Dimensions and Installation

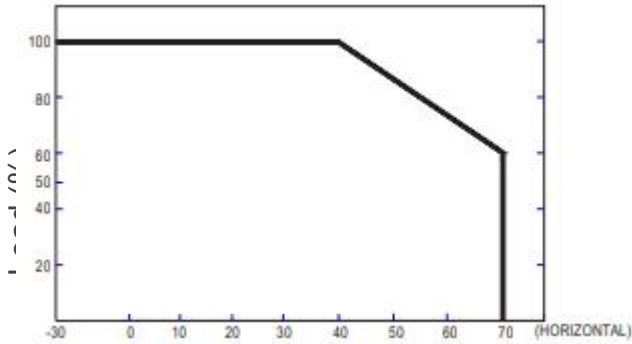


YCL6 CC SERIES

| MODEL DETAIL SPEC. (Allow for customized) | | YCL6-350 | YCL6-500 | YCL6-700 |
|--|---|---|----------|----------|
| INPUT | Input Voltage: | 100-240VAC/200-240VAC | | |
| | Input Frequency: | 50/60Hz | | |
| | Inrush Current: | 65A/230VAC at full load | | |
| | AC Current: | 0.087A/115VAC 0.043A/230VAC | | |
| | Leakage Current: | < 0.25mA/240VAC | | |
| | Efficiency: | 88% | | |
| OUTPUT | Rated Current: | 350mA | 500mA | 700mA |
| | Voltage Range: | 10-17V | 7-12V | 5-8.5V |
| | Rated Power: | 6W | | |
| | Current Tolerance: | ±5.0% | | |
| | Ripple and Noise: | <5% | <5% | <5% |
| | Line Regulation: | ±3% | | |
| | Load Regulation: | ±5% | | |
| | Setup, Rise, Hold Up time: | 1s, 10ms/60ms 230VAC 1000ms, 1ms/25ms 115VAC at full load | | |
| ENVIRONMENTAL | Operating Temperature: | -20 ~ +50 (Refer to "Derating Curve") | | |
| | Storage Temp: | -40°C ~ 85°C | | |
| | Storage Humidity: | 20 ~ 95% RH | | |
| | Working Humidity: | 20 ~ 95% RH non-condensing | | |
| PROTECTION | Over Load: | Above 105%-130% rated output power | | |
| | | Protection type: Hiccup mode, recovers automatically after fault condition is removed | | |
| | Over Voltage: | Above 105%-130% rated output voltage | | |
| | | Protection type: Shut down o/p voltage, re-power on to recover | | |
| Over Temperature: | Shut down o/p voltage, re-power on to recover | | | |
| SAFETY & EMC | Safety Regulations: | EN61347-2-13:2014+A1:2017,EN61347-1:2015;EN62493:2015 | | |
| | Withstand Voltage: | I/P-O/P:3.75KVAC | | |
| | Harmonic | EN61000-3-2 Class C EN61000-3-3 | | |
| | EMI: | Compliance to EN55015 | | |
| | EMS : | compliance to 61547:2009 | | |
| OTHER | MTBF: | 200,000 Hours Minimum at Full Load at 25°C Ambient | | |
| | Size: | 55*29.5*24mm | | |
| | Weight: | 50g / pcs | | |
| | Packaging: | 200PCS/CTN | | |

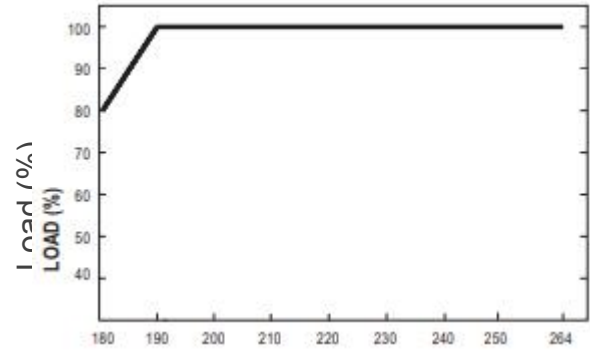
YCL6 CC SERIES

Deduction curve and temperature



Environment temperature(°C)

Minus output and input voltage curves



Input voltage(VAC)

Functional Diagram

